



INDEPENDENT TESTING LABORATORIES, INC.  
3386 LONGHORN ROAD, BOULDER, CO 80302 USA

PHONE: (303)442-1255 • FAX: (303)449-5274 • E-MAIL: itl@itlboulder.com • WEBSITE: www.itlboulder.com

REPORT NUMBER: ITL62952

DATE: 08/20/09

PREPARED FOR: NEXXUS LIGHTING, INC.

CATALOG NUMBER: AE26PAR307WW25

LAMP: ONE PAR-30 STYLE MEDIUM BASE LED LAMP WITH INTEGRAL LED DRIVER, MOLDED FINNED WHITE PLASTIC BODY, ONE WHITE CIRCUIT BOARD WITH 120 VERTICAL BASE-UP WHITE LIGHT EMITTING DIODES (LEDS), MULTIPLE METAL STRIPS BETWEEN UPPER AND LOWER HOUSING, FROSTED FLAT PLASTIC LENS WITH ONE CLEAR OPTIC BELOW EACH LED, VERTICAL BASE-UP POSITION.

TOTAL INPUT WATTS = 8.0 AT 120.0 VOLTS AC

NOTE: DATA SHOWN IS ABSOLUTE FOR THE SAMPLE PROVIDED AT RATED INPUT VOLTAGE (120VAC, 60Hz) TO THE LAMP.

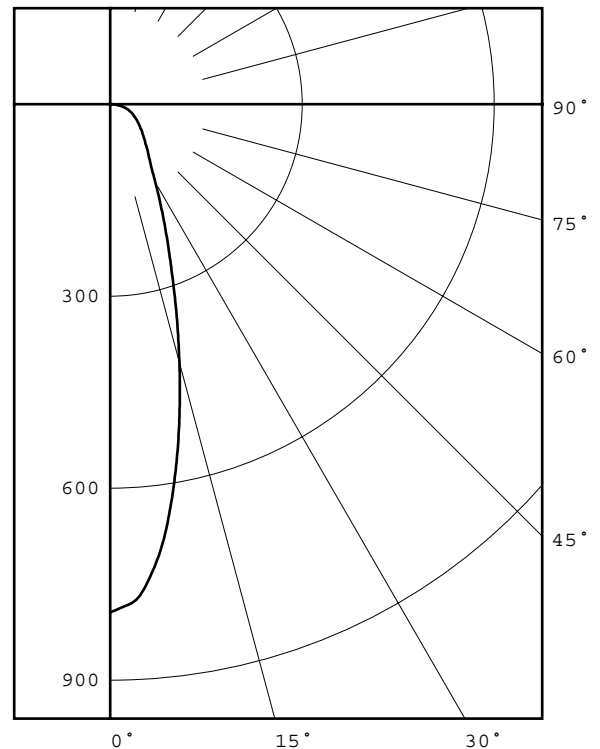
TEST PROCEDURE: IESNA LM-79-08

TEST DISTANCE = 25.25 FEET

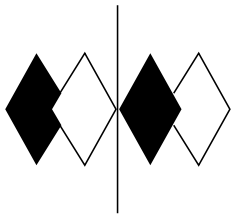
DEG	CANDELA	LUMENS
0	794	
5	737	67
15	418	116
25	197	91
35	108	69
45	75	58
55	55	49
65	40	40
75	26	27
85	9	10
90	0	

ZONAL LUMEN SUMMARY		
ZONE	LUMENS	%FIXT
0- 30	274	52.0
0- 40	343	65.1
0- 60	450	85.4
0- 90	527	100.0
90-180	0	0.0
0-180	527	100.0

EFFICACY = 65.9 Lm/W  
CIE TYPE - DIRECT  
LUMINAIRE SPACING CRITERION = 0.5  
BEAM ANGLE (50%) : 31.4 DEGREES  
FIELD ANGLE (10%) : 86.3 DEGREES



Checked ..... *N. WHITE* .....  
Approved ..... *R. BEATTIE* .....



**itl boulder**  
THE LIGHT CENTER OF THE INDUSTRY SINCE 1955

INDEPENDENT TESTING LABORATORIES, INC.  
 3386 LONGHORN ROAD, BOULDER, CO 80302 USA

PHONE: (303)442-1255 • FAX: (303)449-5274 • E-MAIL: [itl@itlboulder.com](mailto:itl@itlboulder.com) • WEBSITE: [www.itlboulder.com](http://www.itlboulder.com)

REPORT NUMBER: ITL62952  
 PREPARED FOR: NEXXUS LIGHTING, INC.

DATE: 08/20/09

CANDELA DISTRIBUTION

	0.0
0.0	794
2.5	780
5.0	737
7.5	670
10.0	586
12.5	500
15.0	418
17.5	345
20.0	283
22.5	235
25.0	197
27.5	166
30.0	141
32.5	122
35.0	108
37.5	98
40.0	89
42.5	81
45.0	75
47.5	69
50.0	64
52.5	59
55.0	55
57.5	51
60.0	47
62.5	43
65.0	40
67.5	37
70.0	33
72.5	30
75.0	26
77.5	22
80.0	18
82.5	13
85.0	9
87.5	5
90.0	0

ZONAL LUMEN SUMMARY

0- 5	19.
5- 10	48.
10- 15	59.
15- 20	57.
20- 25	49.
25- 30	42.
30- 35	36.
35- 40	33.
40- 45	30.
45- 50	28.
50- 55	26.
55- 60	24.
60- 65	21.
65- 70	19.
70- 75	16.
75- 80	12.
80- 85	7.
85- 90	3.



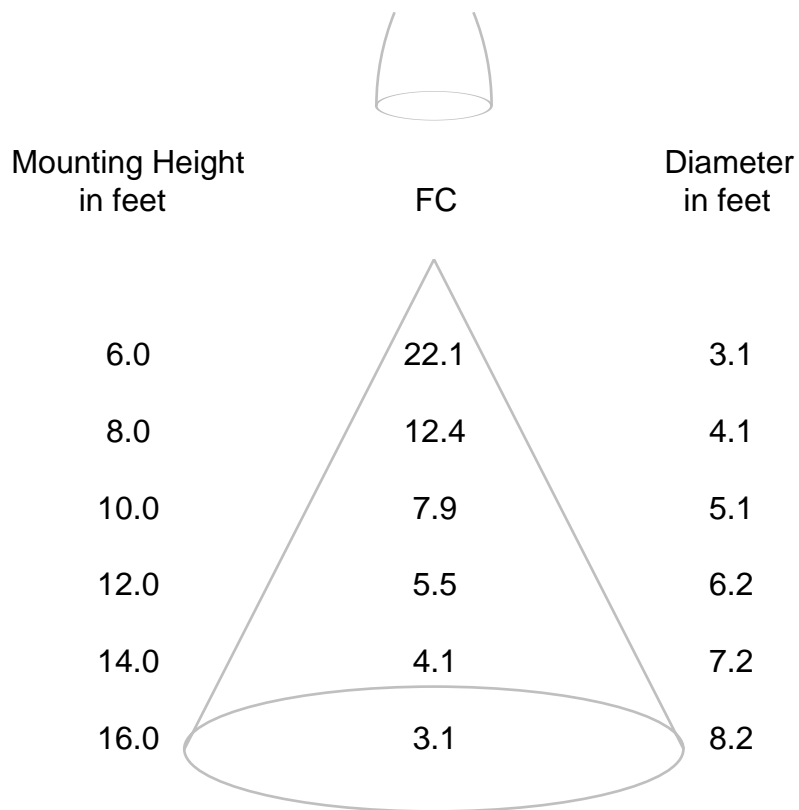
REPORT NUMBER: ITL62952


DATE: 08/20/09

PREPARED FOR: NEXXUS LIGHTING, INC.

## CONE OF LIGHT DIAGRAM

(diameter shown is where fc value is half the fc at nadir)





# itl boulder

THE LIGHT CENTER OF THE INDUSTRY SINCE 1955

INDEPENDENT TESTING LABORATORIES, INC.  
3386 LONGHORN ROAD, BOULDER, CO 80302 USA

PHONE: (303)442-1255 • FAX: (303)449-5274 • E-MAIL: itl@itlboulder.com • WEBSITE: www.itlboulder.com

## ISOFOOTCANDLE LINES OF HORIZONTAL ILLUMINATION

Values based on 5 foot mounting height

REPORT NO.: ITL62952A

PREPARED FOR: NEXXUS LIGHTING, INC.

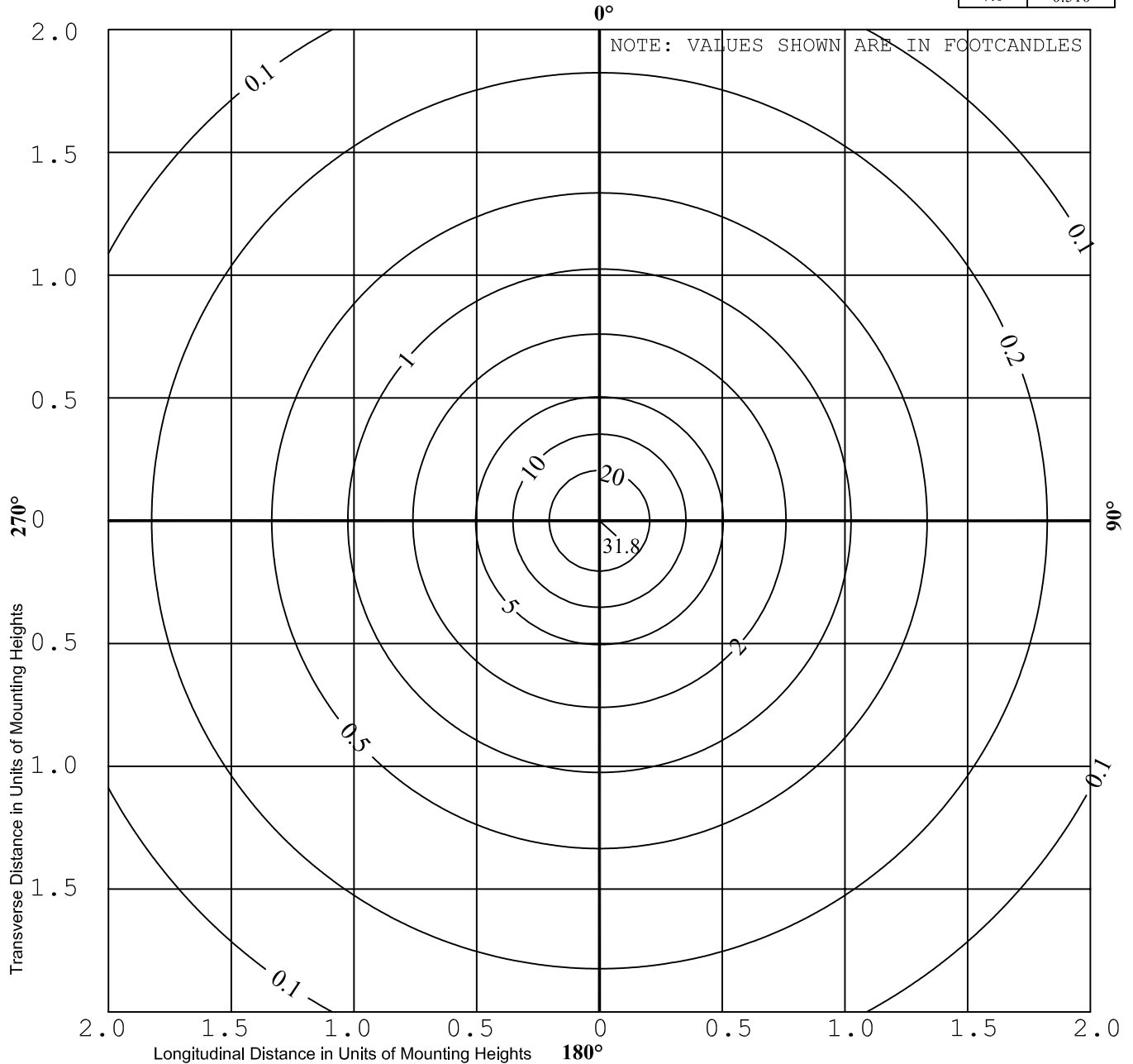
CATALOG NUMBER: AE26PAR307WW25

LAMP: ONE PAR-30 STYLE MEDIUM BASE LED LAMP WITH INTEGRAL LED DRIVER, MOLDED FINNED WHITE PLASTIC BODY, ONE WHITE CIRCUIT BOARD WITH 120 VERTICAL BASE-UP WHITE LIGHT EMITTING DIODES (LEDS), MULTIPLE METAL STRIPS BETWEEN UPPER AND LOWER HOUSING, FROSTED FLAT PLASTIC LENS WITH ONE CLEAR OPTIC BELOW EACH LED, VERTICAL BASE-UP POSITION.

DATE: 08/22/09

Mounting Height Correction Factors	
mtg hgt	corr factor
3.0'	2.778
4.0'	1.563
5.0'	1.000
6.0'	0.694
7.0'	0.510

NOTE: DATA SHOWN IS ABSOLUTE FOR THE SAMPLE PROVIDED AT RATED INPUT VOLTAGE (120VAC, 60Hz) TO THE LAMP.

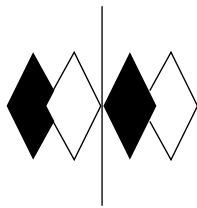


### DIRECT CONTRIBUTION ONLY, NO INTERREFLECTED COMPONENTS (0% REFLECTANCES)

This lighting pattern represents illumination levels calculated from laboratory data taken under controlled condition in accordance with Illuminating Engineering Society approved methods. Actual performance of the manufacturer's luminaire may vary due to conditions including, but not limited to variation in line voltage, tolerance in lamps, and other variable field conditions.

ITL makes every effort to supply our customers with application work that is free from errors and without defects. However, since it is humanly impossible to be without error 100 % of the time, the customer agrees to not hold ITL liable (for any error or defect) for more than the purchase price of these services.

THIS REPORT IS BASED ON PUBLISHED INDUSTRY PROCEDURES. FIELD PERFORMANCE MAY DIFFER FROM LABORATORY PERFORMANCE.



# itl boulder

THE LIGHT CENTER OF THE INDUSTRY SINCE 1955

INDEPENDENT TESTING LABORATORIES, INC.  
3386 LONGHORN ROAD, BOULDER, CO 80302 USA

PHONE: (303)442-1255 • FAX: (303)449-5274 • E-MAIL: itl@itlboulder.com • WEBSITE: www.itlboulder.com

REPORT NUMBER: ITL62954 Page 1 of 1  
DATE: 8/17/09  
PREPARED FOR: NEXXUS LIGHTING, INC.

CATALOG NUMBER: AE26PAR307WW25

LAMP: ONE PAR-30 STYLE MEDIUM BASE LED LAMP WITH INTEGRAL LED DRIVER, MOLDED FINNED WHITE PLASTIC BODY, ONE WHITE CIRCUIT BOARD WITH 120 VERTICAL BASE-UP WHITE LIGHT EMITTING DIODES (LEDS), MULTIPLE METAL STRIPS BETWEEN UPPER AND LOWER HOUSING, FROSTED FLAT PLASTIC LENS WITH ONE CLEAR OPTIC BELOW EACH LED, VERTICAL BASE-UP POSITION.

NOTE: DATA SHOWN IS ABSOLUTE FOR THE SAMPLE PROVIDED AT RATED INPUT VOLTAGE (120VAC, 60Hz) TO THE LAMP.

INSTRUMENTATION: Kikusui PCR500L AC Power Source  
Yokogawa WT210 Digital Power Meter  
Optronics OL770 Spectroradiometer  
ITL 1.5 Meter Diameter Integrating Sphere

OBJECT OF TEST: Measure the Correlated Color Temperature (CCT), Color Rendering Index (CRI), Chromaticity Coordinates (x,y), ANSI C78.377 Duv, and input electrical parameters.

PROCEDURE: The lamp was provided by customer and the LEDs had an unknown number of burn hours. The lamp was mounted inside the integrating sphere with the lamp in a base up position (LEDS facing down). The lamp was allowed to stabilize at 120 VAC input. After stabilization occurred, CCT, CRI, x/y chromaticity coordinates, ANSI C78.377 Duv, and input electrical data were measured with the lamp operating in the integrating sphere. In order to measure the mean performance, twenty data sets were recorded and averaged within the OL770. Readings were taken with the lamp operating at 120 VAC input in a 25 +/-1 degree Celsius free air ambient and in accordance with IESNA LM-79-08. All data are traceable to the National Institute of Standards and Technology.

RESULTS:

SPECTRORADIOMETRIC	
Observer	CIE 1931 2 degree
Correlated Color Temp CCT (K)	3024
Chromaticity Ordinate x	0.4358
Chromaticity Ordinate y	0.4046
Color Rendering Index (CRI)	75
ANSI C78.377-2008 Duv	0.000
ELECTRICAL	
Input Voltage (Volts AC)	120.0
Input Current (mA AC)	72
Input Power (Watts)	8.0

Checked: <u>    N Gully    </u>
Approved: <u>    R Bergin    </u>